

International Indian School Riyadh, KSA

Half Yearly Exam Revision Worksheet

class-I

2017-2018

Sub: Hindi

I Join and make words:-

1. घ + र = \_\_\_\_\_

2. व + ट + न = \_\_\_\_\_

3. अ + च + क + न = \_\_\_\_\_

4. न + ल + = \_\_\_\_\_

5. म + ट + र = \_\_\_\_\_

6. थ + र + म + स = \_\_\_\_\_

7. ज + ग = \_\_\_\_\_

8. क + ल + म = \_\_\_\_\_

9. स + र + क + स = \_\_\_\_\_

10. र + थ = \_\_\_\_\_

11. म + ह + ल = \_\_\_\_\_

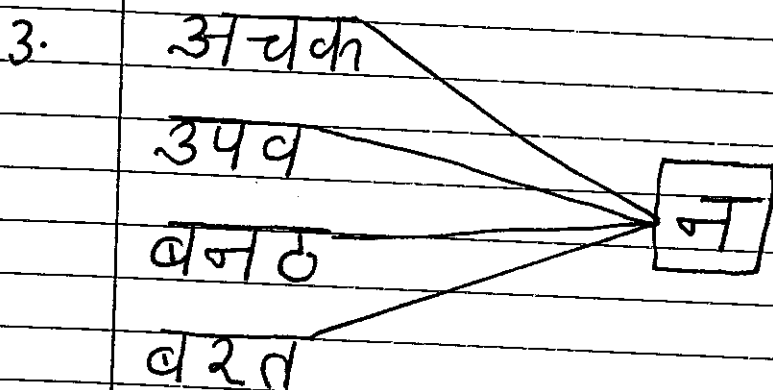
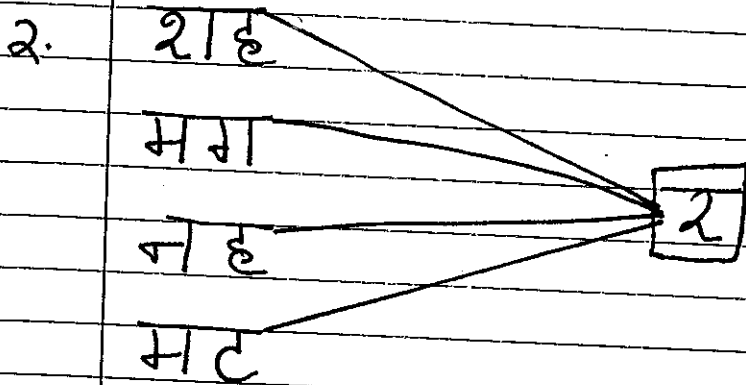
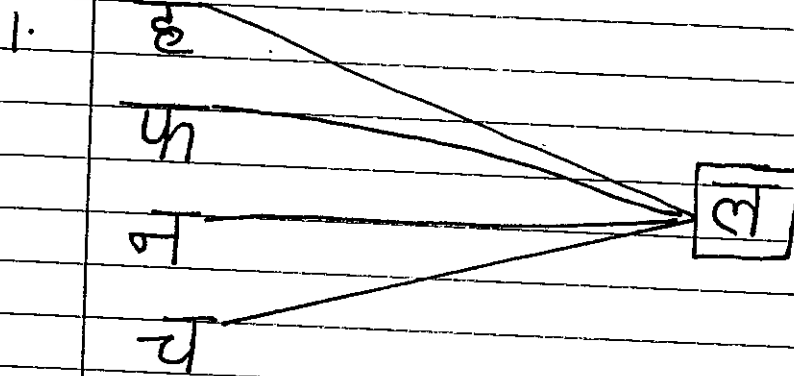
12. उ + प + व + न = \_\_\_\_\_

13. द + स = \_\_\_\_\_

14. व + त + ख = \_\_\_\_\_

15. श + र + व + त = \_\_\_\_\_

## II Join and Make words :-



III Write Hindi Numbers from १ to १५ in sequence:-

१				
				१५

आ की मात्रा

IV Join and make words:-

1. म + त + ल + त = \_\_\_\_\_

2. क + त + म = \_\_\_\_\_

3. र + त + ज + त = \_\_\_\_\_

4. ल + त + ल = \_\_\_\_\_

5. ब + त + ज + त = \_\_\_\_\_

V Question and Answer's :-

Q-1 राजा क्या लाया ?

Q-2 लता क्या लाई ?

VI Fill in the blanks :-


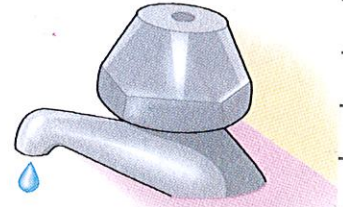

1. लता \_\_\_\_\_ और टमाटर लाई ।

2. राजा और \_\_\_\_\_ बाजार गए ।


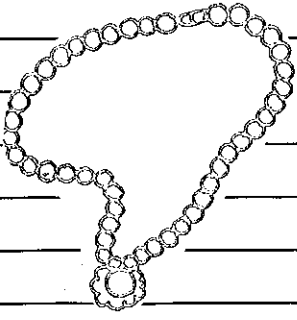
VII Make sentence :-

छाता :-


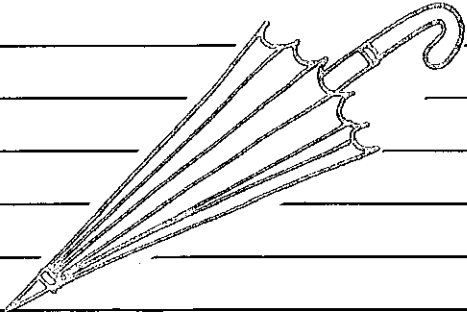
VIII Name the pictures :-



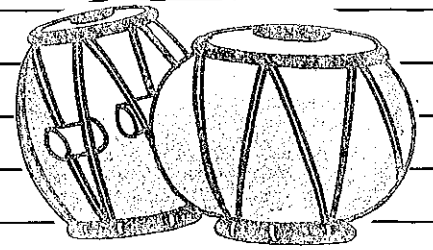

IX Identify the pictures and complete the sentences :-




1. नगामा \_\_\_\_\_ पहन | 2. चार \_\_\_\_\_ ला ।



3. बरखा \_\_\_\_\_ पकड़ | 4. कमल \_\_\_\_\_ लाया ।

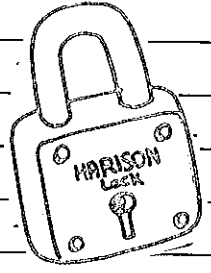




5. अन्नकर \_\_\_\_\_ लगा | 6. रचना \_\_\_\_\_ मत बजा ।



7. सलमा \_\_\_\_\_ खा | 8. सरला \_\_\_\_\_ पहन ।

X Complete the words with 'आ' Matra :-




जह ज

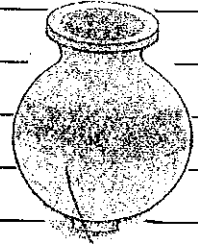
टम टर

त ल

XI Match the following with their picture's :-

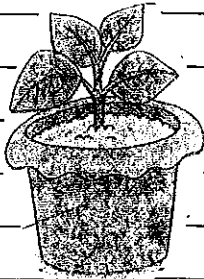


अनार



गामला


घड़ा




नाव




(7)




पालक




नाक



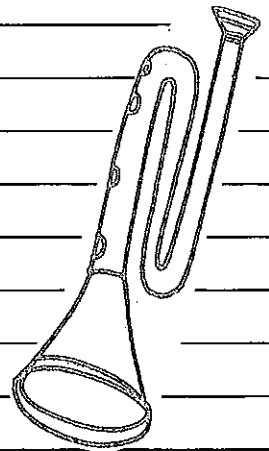
गाजर



बाजा



बादल



जाला

## इ और ई की मात्रा

### XII Join and make words :-

1. ि + द + न = \_\_\_\_\_

2. ख + ि + र = \_\_\_\_\_

3. ि + ह + र + न = \_\_\_\_\_

4. त + ि + न = \_\_\_\_\_

5. ि + स + या + र = \_\_\_\_\_

6. म + ि + ठ + ि = \_\_\_\_\_

7. ि + ग + न = \_\_\_\_\_

8. म + क + इ + ि = \_\_\_\_\_

9. ि + म + ला = \_\_\_\_\_

10. म + छ + ल + ि = \_\_\_\_\_

### XIII Question and Answer's :-

Q-1 सियार क्या लाया ?

Ans. \_\_\_\_\_

Q-2 परी की छड़ी कैसी थी ?

Ans. \_\_\_\_\_

Q-3 चिड़िया क्या लाई ?

Ans. \_\_\_\_\_



Q-4 झील का पानी कैसा था ?

Ans.


XIV Fill in the blanks :-

1. चिड़िया \_\_\_\_\_ गई ।
2. बकरी और \_\_\_\_\_ भी रहती थी ।
3. हिरन \_\_\_\_\_ लाया ।
4. परी की \_\_\_\_\_ पीली थी ।


XV Make sentences :-

1. सितार :-
2. लीची :-

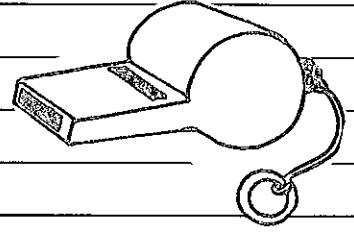
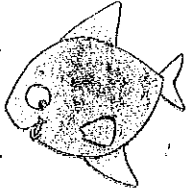
XVI Name the picture's :-




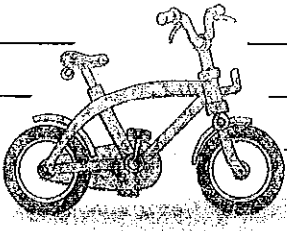
XVII Identify the picture's and complete the Sentences:-



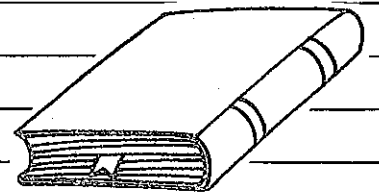
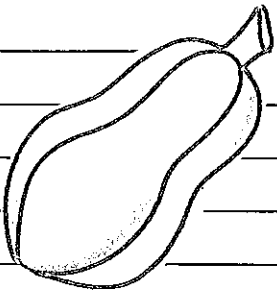
1. \_\_\_\_\_ उड़ गई। 2. \_\_\_\_\_ दाना लाई।



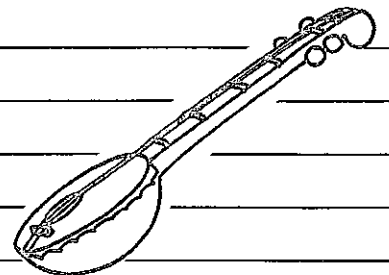
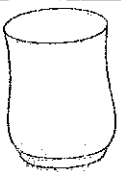
3. चल \_\_\_\_\_ पकड़। 4. बबीता \_\_\_\_\_ बजा।



5. अब \_\_\_\_\_ चला। 6. एक \_\_\_\_\_ आया।

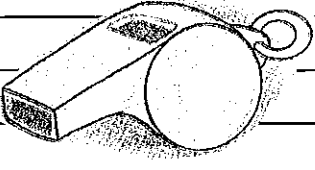


7. सरिता \_\_\_\_\_ खा। 8. विमला \_\_\_\_\_ पढ़।



9. रवि \_\_\_\_\_ रख। 10. बिटिया \_\_\_\_\_ बजा।


XVIII Circle the name of the picture's :-



सीढ़ी

सीटी

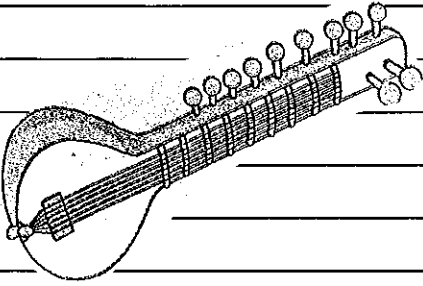
सीठी



किताब

खिजाब


खिताब



सितारा

सियार

सितार



मछली

बकरी

तितली

XIX Write the name of any 5 fruits in Hindi :-

1.

2.

3.

4.

5.

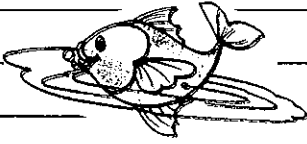
XX choose इ-ि and ई-ी मात्रा words and write :-

[दिल, डाकिया, मकड़ी, लिफाफा, चपरासी, लीची,  
नारियल, थाली]


इ-ि मात्रा words:- 1. \_\_\_\_\_ 2. \_\_\_\_\_  
3. \_\_\_\_\_ 4. \_\_\_\_\_

ई-ी मात्रा words:- 1. \_\_\_\_\_ 2. \_\_\_\_\_  
3. \_\_\_\_\_ 4. \_\_\_\_\_

XXI Put इ-ि OR ई-ी मात्रा and complete the words :-




मछल...




ततल...




साइकल



बकर...



पह्या



हाथ...

International Indian School - Riyadh

Hindi Revision Paper (2017-18)

Class-I

Sub-Hindi

उ और ऊ की मात्रा

## I. Join and make words

1. ख + उ + ल =

2. ज + अ + ल =

3. छ + न + उ + ष =

4. झ + अ + ल =

5. ग + उ + ल + ष =

6. स + अ + र + ज =

7. क + छ + उ + आ =

8. आ + ल + अ =

9. क + उ + टि + या =

10. भा + ल + अ =

## II. Fill in the blanks

1. अरुणा \_\_\_\_\_ पर गई।

2. चीनू यूहा \_\_\_\_\_ का साथी था।

3. अरुणा बहुत \_\_\_\_\_ थी।

### III. Question and Answer

Q.1 किसकी शादी थी ?

A.1


Q.2 कालू का <sup>99</sup> कान था ?

A.2

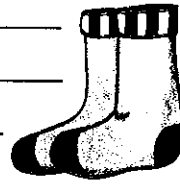
Q.3 चीनू क्या बजा रहा था ?

A.3


### IV. Put 3 or 3 Matra-



गुलाब



जराब



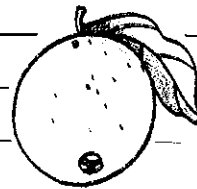
जता



चड़ी



मरगी




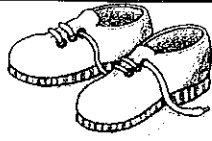

अमरुद

### V. Make-Sentences -

1. गुलाब -

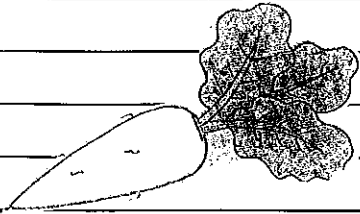
2. सूरज -

VI. Put 3 or 3 Matra-



करसी जते चहा सराही फल

VII. Match the Pictures with their names-



जुराब

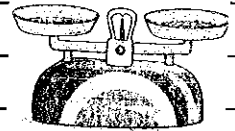


तराजू

तरबूज



मूली



VIII. Choose 3 or 3 matra words and write -

खुशी, झूला, पूजा, साबुन, आलू, बूढा, कुरता, बुढिया

3 - १ Matra words - 1. \_\_\_\_\_ 2. \_\_\_\_\_

3. \_\_\_\_\_ 4. \_\_\_\_\_

3 - २ Matra words - 1. \_\_\_\_\_ 2. \_\_\_\_\_

3. \_\_\_\_\_ 4. \_\_\_\_\_

## IX. Identify the Pictures and complete the sentence.

1.



खिल गया ।


2.



कुसुम

लाई ।

3.



चीन्

बजा ।

4.



पकड़ ।

5.



नाच दिखा ।

6.



रक गया ।

7.



निकल आया ।

8.



छिप गई ।