

Words for Dictation (Radiant Way)

Page- 1

1. Sing
2. Mother
3. Pat

Page - 7

4. had
5. not
6. show
7. ran

Page - 11

8. Sam
9. see
10. him
11. sat
12. Ann
13. she
14. tip
15. dip
16. into

Page - 13

17. Ann's
18. with
19. eggs
20. white
21. let

Page - 19

22. tea
23. Good - night
24. have
25. Peggy's
26. yes
27. Thank you

Page - 21

28. picnic
29. Father
30. buns
31. nuts
32. cut

Page - 25

33. bring
34. basket
35. forget
36. sums

Page - 27

37. Fox
38. bad
39. rob
40. Pim
41. sit

42. lots
43. den
44. sad
45. fun
46. beg
47. sob

NOTE :


Use capitals for
Ann, Mother, Pat,
Father, Peggy,
Sam, Thank you,
Pim, Good - night

APOSTROPHE:

Ann's, peggy's

KINDLY MAKE COPIES AND GIVE PRACTICE
Prepared by KG Boys

IDENTIFY THE FOLLOWING PICTURE.



KINDLY MAKE COPIES AND GIVE PRACTICE
Prepared by KG Boys

Give practice as shown above, with different pictures.

Date:

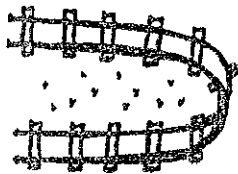
U.KG -

Identify the pictures and write sentences using "This" or "That".

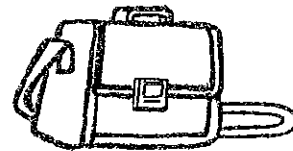
1



2



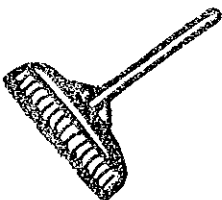
3




4



5



6



International Indian School, Riyadh

Date:

U.KG -

Identify the pictures and write sentences using "This" or "That".


1.




2.



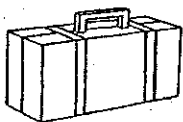
3.



4.



5.



KINDLY MAKE COPIES AND GIVE PRACTICE
Prepared by KG Boys

Date:

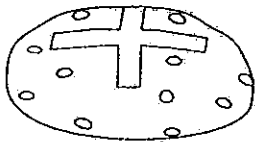
U.KG -

Identify the pictures and write sentences using "This" or "That".

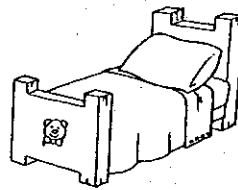
1



2




3



4



5



6

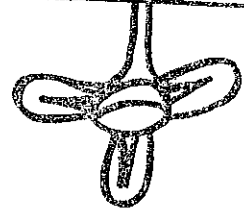


Date:


U.KG -

Identify the pictures and write sentences using "This" or "That".

1.



2.



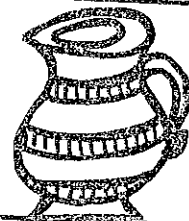
3.



4.













5.



6.



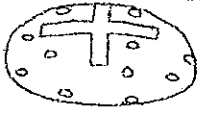




Identify the pictures and write sentences using 'This' or 'That'.



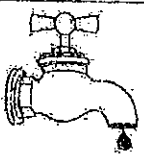


1.		
2.		
3.		
4.		
5.		
6.		
7.		
8.		
9.		
10.		

KINDLY MAKE COPIES AND GIVE PRACTICE
Prepared by KG Boys

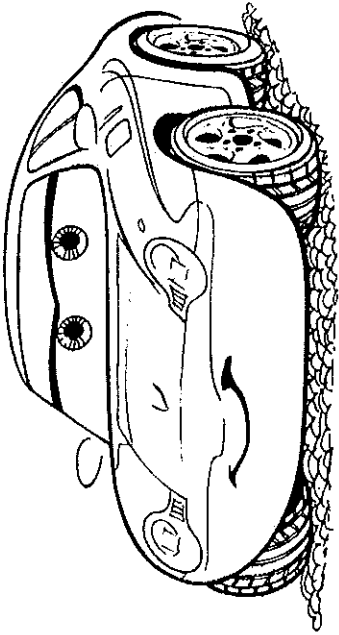
Identify the following picture and circle the correct word.

	can	cat	cap	tap
	cup	tub	gun	bun
	tub	bag	bun	fan
	ram	rag	jam	man
Zipper 	fig	wig	kit	zip

Identify the following picture and circle the correct word.

	pin	bin	tin	wig
	rag	tag	map	bag
	tub	tap	cab	cap
	top	pot	mop	rod
	keg	leg	pen	hen

KINDLY MAKE COPIES AND GIVE PRACTICE
Prepared by KG Boys



Essay My toy

1

2

3

4


Write a few lines about yourself

1

2

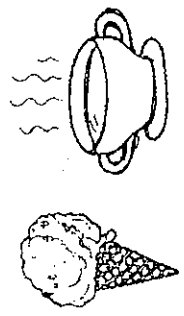
3

4



KINDLY MAKE COPIES AND GIVE PRACTICE
Prepared by KG Boys


Write the opposites




cold x




happy x




fat x



front x



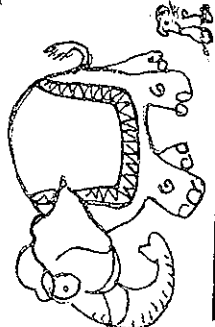
day x




high x



slow x



big x



up x







go x






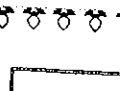
Write the opposites for the following words.






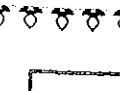
1.	up X	
2.	tall X	
3.	wet X	
4.	high X	
5.	day X	
6.	left X	
7.	front X	
8.	old X	
9.	cold X	
10.	in X	
11.	go X	
12.	happy X	
13.	slow X	
14.	big X	
15.	fat X	







KINDLY MAKE COPIES AND GIVE PRACTICE Prepared by KG Boys







Add 's' to the words to make many.

1.      




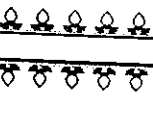

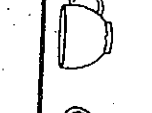
2.      







3.      







4.      






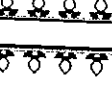
5.      







Add 's' to the words to make many.

1.      

2.      

3.      

4.      

5.      

**KINDLY MAKE COPIES AND GIVE PRACTICE
Prepared by KG Boys**